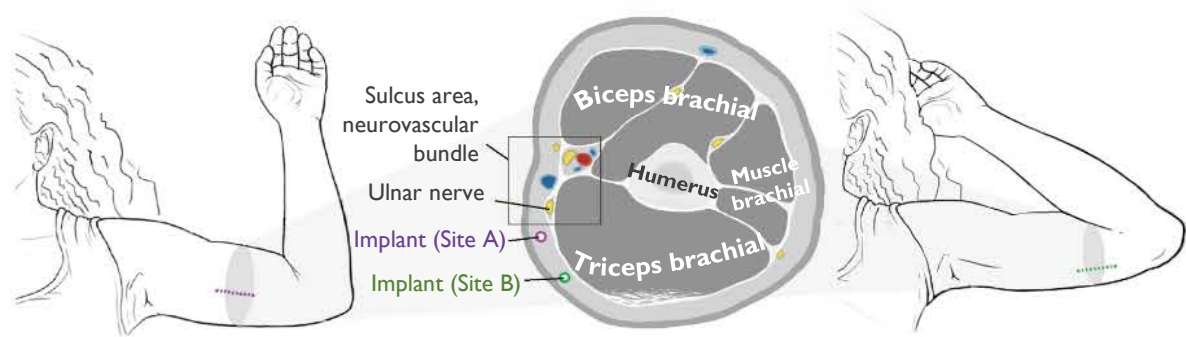


Deep Implant Removal: Modified-U Technique

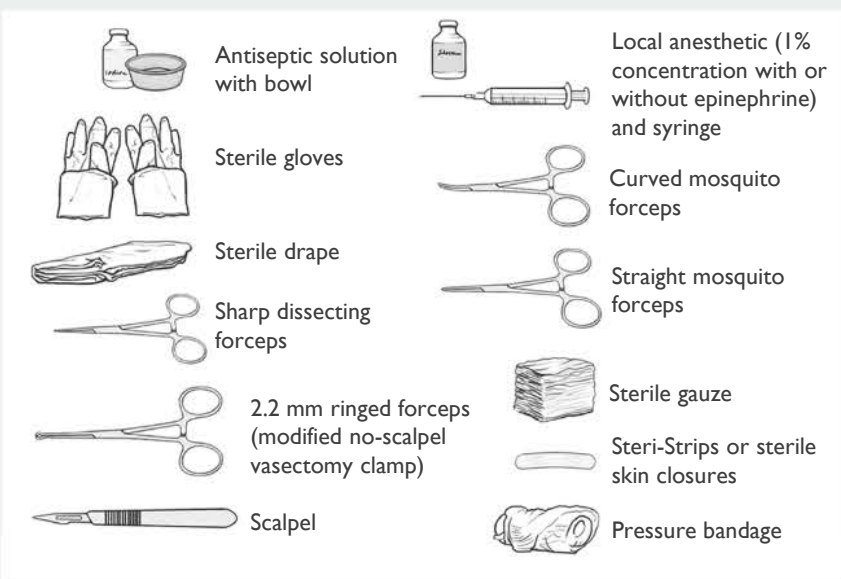
(Updated March 2020)

Site A: Location for 2-rod systems or for Implanon NXT prior to 2020*

Site B: Implanon NXT location updated in 2020*

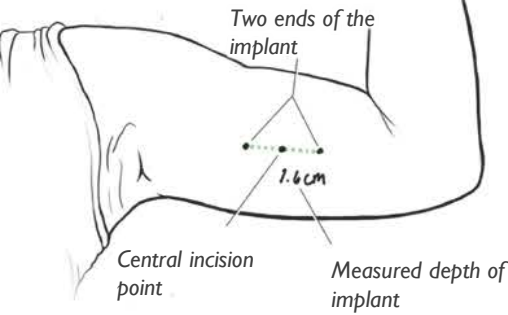


* The implant should be subdermal (just under the skin) in either site A or B.



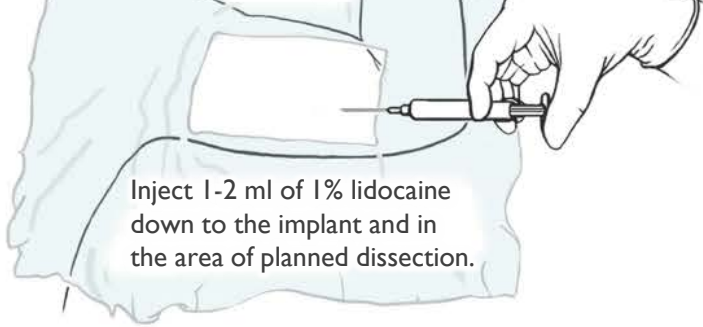
It is very important to locate the implant by deep palpation or ultrasound before attempting removal.

1 Perform the procedure after the implant has been located by deep palpation or ultrasound. Mark the position of the implant from deep palpation OR, if ultrasound was used, position the arm exactly as it was during the ultrasound localization and identify markings by sonographer.



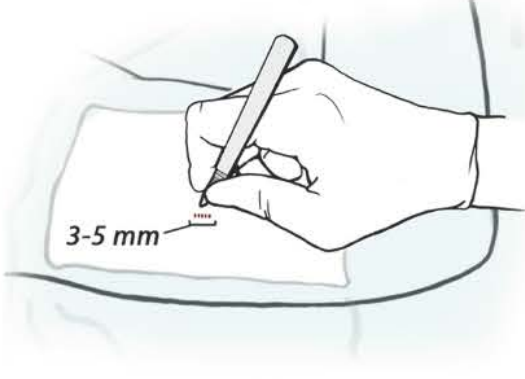
2

Prepare the incision site with antiseptic solution and drape.

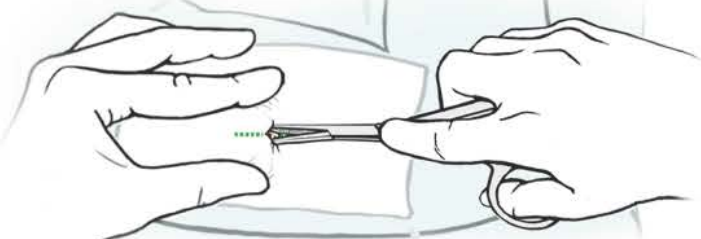


3

Make a longitudinal 3-5 mm incision, directly above the middle of the implant.



4

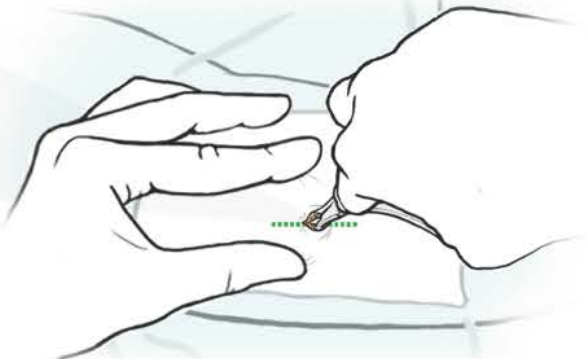


Bluntly dissect the tissue by opening and closing the straight forceps to the depth of the implant; if the implant is under muscle fascia, use sharp and blunt dissection with the forceps to slightly open the fascia.

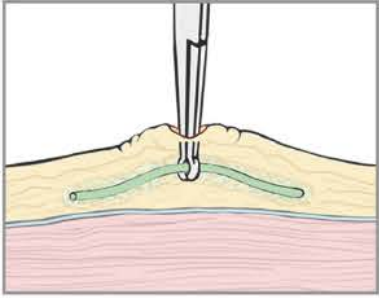
5



After reaching the implant, use the ringed forceps to grasp the implant perpendicularly and bring the implant/sheath complex to the level of incision.

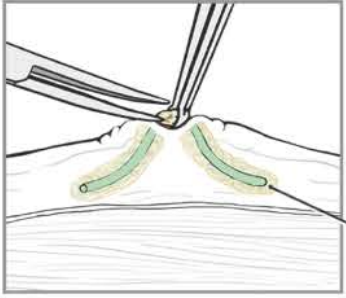


6



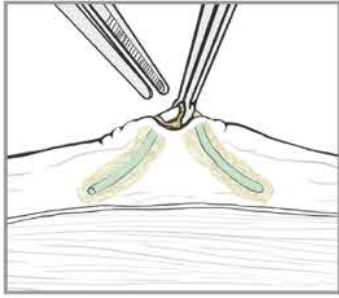
The ring portion of the forceps should fit snugly around the width of the implant.

7



Use sharp dissecting forceps, mosquito forceps, or the back of a scalpel blade and gauze to dissect off the fibrous capsule formed around the implant.

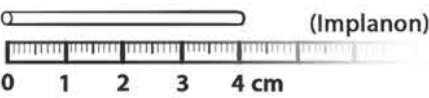
8



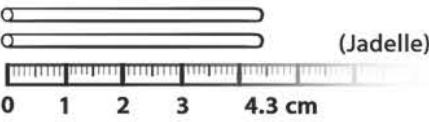
Pull the implant out from where it is exposed with the straight or ringed forceps.

9

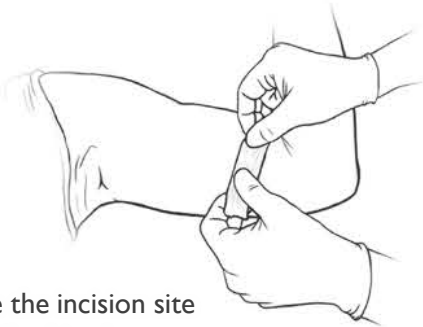
Ensure that the entire rod has been removed; show it to the client.



If this is a two-rod system, repeat steps 4-7 to remove the second rod.



10



Close the incision site with sterile skin closures, such as Steri-Strips.

11



Apply a pressure bandage dressing to minimize bleeding and bruising.



USAID
FROM THE AMERICAN PEOPLE

Maternal and Child
Survival Program